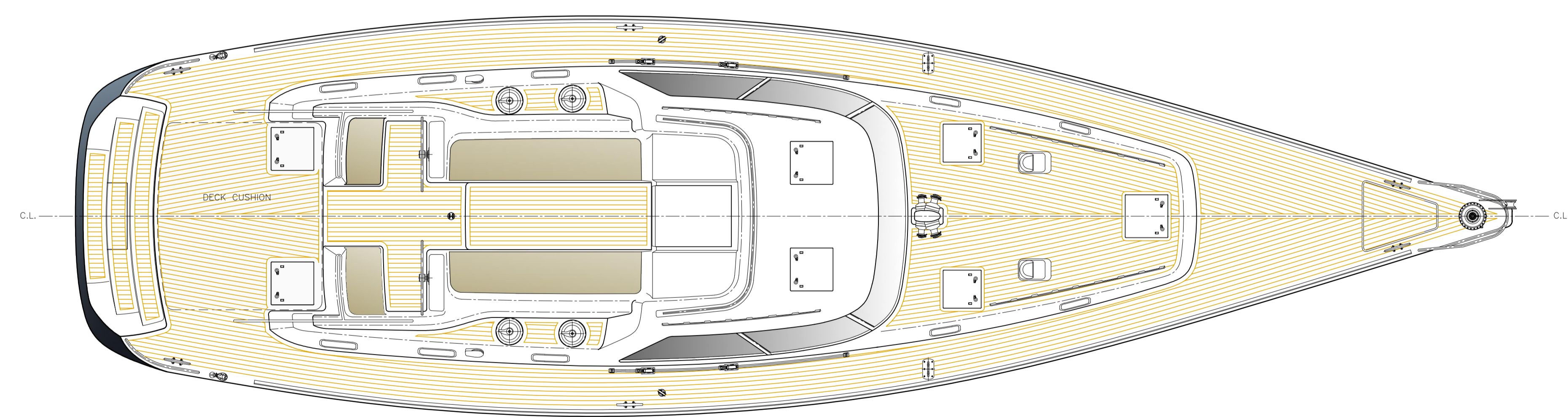
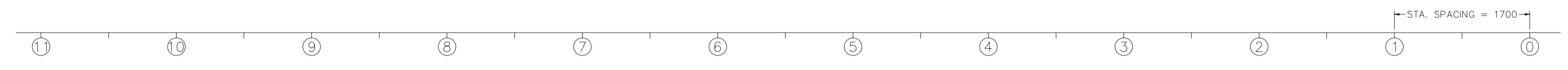
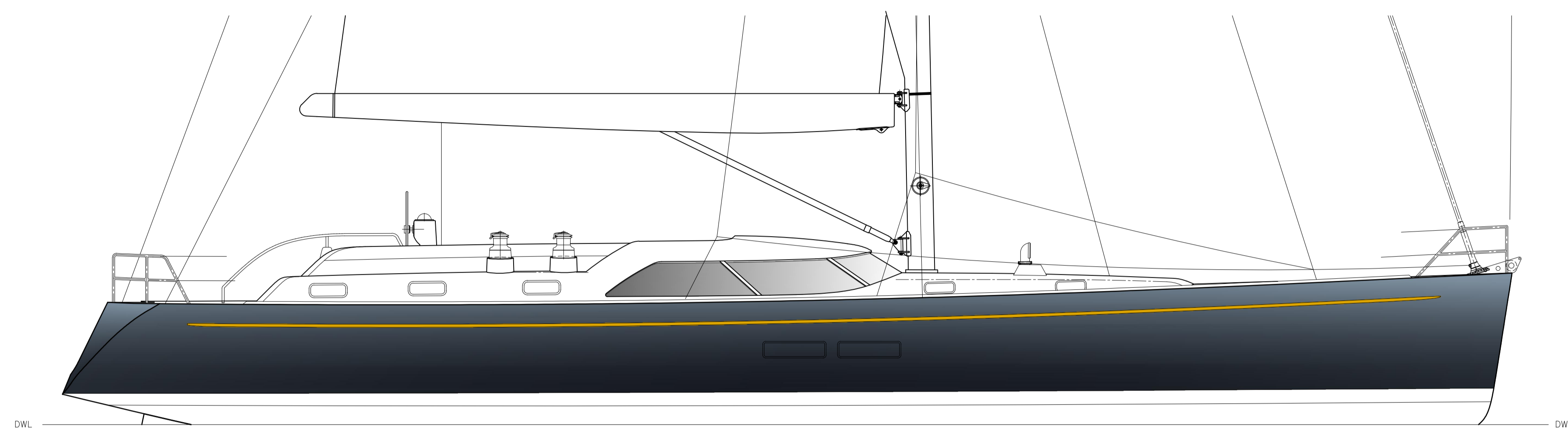


GENERAL NOTES

PRELIMINARY CHARACTERISTICS

L.O.A.	19.20 m	-	63.0 ft
L.W.L.	17.04 m	-	55.9 ft
BEAM MAX.	5.35 m	-	17.6 ft
DRAFT @ DWL	2.00 m	-	6.6 ft
DISPLACEMENT (LIGHT SHIP)	30000 kg	-	66139 lb



DESIGN NUMBER: 1295

TITLE: CONCEPTUAL DECK PLAN

DWG No: 1295-D3

DRAWN BY: JAG - MEB

HYLAS 63

The Copyright of the designs, constructions, arrangements disclosures and devices shown or described in the proposal drawings or sketches bearing this legend are the property of GERMAN FRERS and are submitted in confidence with the understanding that such designs, constructions, arrangements, disclosures and devices shall remain the property of and shall not be utilized in whole or in part by any person, firm or corporation without the prior written permission of GERMAN FRERS.

Los derechos de autor de los planos, arreglos, informacion y elementos segun se muestran o describen en los planos o bosquejos que contienen esta leyenda son propiedad de GERMAN FRERS. Los mismos son confidenciales y se entregan entendiendo que estos planos, arreglos, informacion y elementos deben permanecer propiedad de y no ser utilizados en parte ni en su totalidad por ninguna persona, firma o compania sin previa autorizacion escrita de GERMAN FRERS.

FOR: QUEEN LONG MARINE

DATE: 26 - OCT - 2011

ALTERATION: 0

SCALE: 1 : 40

- A1

